

THANK YOU!

From the creators of

[Fantastic Fun & Learning](#) | [Fun-A-Day](#)
[Home Preschool 101](#) | [Preschool Teacher 101](#)

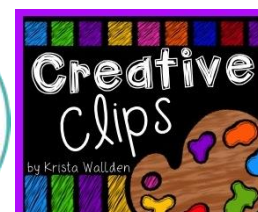


NO part of this document may be distributed, posted on the internet, copied, edited, resold, or posted to a any type of shared drive. ALL contents of this document are under copyright protection including all text, graphics, content, and fonts. Thank you for respecting our hard work as well as the hard work of the those whose work helped create this product.

MORE FREEBIES

[Find all of our free printables here.](#)

CLIP ART CREDITS



INSECT NUMBER MATS


These mats can be used in a variety of ways for small group and independent learning centers. Laminate them or use dry erase pockets for extended use.

On the left side of the mats have kids use insect manipulatives like plastic toy insects, buttons, or mini erasers to show the number of insects that matches the number. You could even have kids create play dough insects for added fine motor practice.

On the right side of the mats you can have kids sort the printable insects to match the correct mat.

Or extend the activity by switching it up a bit. Once kids have sorted the insects to the correct mats have them use manipulatives to show the number the way the insect does. For example,


- For the domino insects, have kids find dominoes to show the corresponding number of dots.
- For the number and number word insects, have kids write the number or number word in the box on the mat with a dry erase marker or build the number or number word with manipulatives
- For the ten frame insects, have kids use manipulatives to show the number in the ten frame included in this set.
- For the hand counting insects, have kids show the number with their hands or another manipulative of choice...maybe flower manipulatives for an added touch of spring!




I can show the number:




A large, empty rectangular box with a black border, occupying the right half of the page. This area is provided for the child to draw or show their understanding of the number '0'.





I can show the number: **1**


A large, empty rectangular box with a black border, intended for a child to draw or show the number 1.





I can show the number: **2**


A large, empty rectangular box with a black border, intended for a child to draw or show the number 2.






I can show the number: **3**

A large, empty rectangular box with a black border, intended for a child to draw or show the number 3.



I can show the number:

4






I can show the number:


5

A large, empty rectangular box with a black border, intended for a child to draw or show the number 5.






I can show the number: **6**





I can show the number: **7**

A large, empty rectangular box with a black border, intended for a child to draw or show the number 7.






I can show the number: **8**




A large, empty rectangular box with a black border, intended for a child to draw or show the number 8.






I can show the number: **9**







A large, empty rectangular box with a black border, intended for a child to draw or show the number 9.

















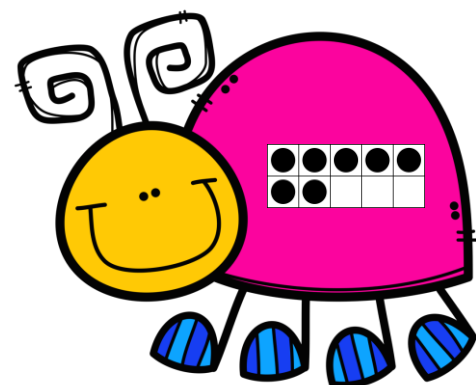
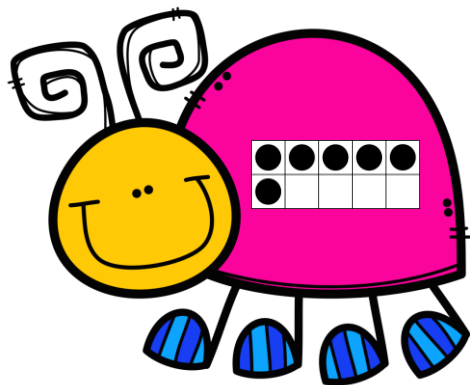




I can show the number: **10**


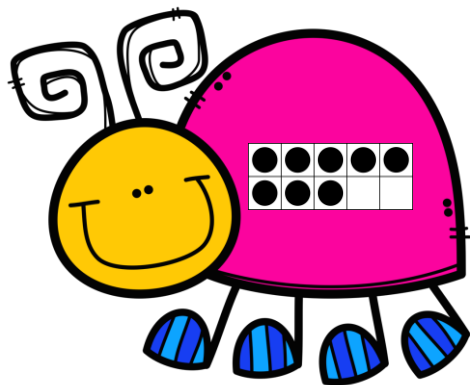




A large, empty rectangular box with a black border, intended for a child to draw or write the number 10.
















CONNECT WITH US!

[Teachers Pay Teachers](#)

[Fun and Learning Facebook Group](#)

FREE SPRING PRINTABLES

[Ladybug One More One Less](#)

[Caterpillar Egg Counting](#)

[Garden ABC Scavenger Hunt](#)

[Spring Scents Guessing Game](#)

MORE HANDS-ON LEARNING

